

F56 MINI 3-Door



Your MINI online

Link to the web configurator loaded with your configuration

Go to your configurator >



Your MINI Digital Brochure

High-resolution images and video of your configuration

View your brochure >

INTERIOR



INTERIOR



VEHICLE DETAILS

F56 MINI 3-Door Hatch Cooper Classic LCI II F56 MINI 3-door Hatch -



Chili Red
851



16" Victory Spoke alloy wheels in black
2GZ



Cloth Firework Carbon Black
BGE1



Piano Black Interior Trim
4BD

SELECTED OPTIONS -

TOTAL MSRP AS BUILT -

Including 20% Vat, Delivery, First registration fee and Vehicle Excise duty to an amount of -.

PACKAGES

PREMIUM PACK - MANUAL TRANSMISSION

ZPM



DAB Radio
654

Standard Feature



Flexible CarSharing Preparation
5GE

Standard Feature



Alarm System
302

Standard Feature

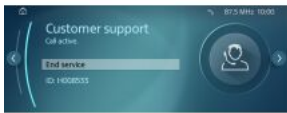
The alarm system can be operated via remote control, offers protection against theft and includes an electronic engine immobiliser. Should anyone attempt to break into the vehicle or remove it, the system triggers a warning sound and activates the hazard lights. A status light in the interior mirror shows that the system has been activated. The interior surveillance and tilt alarm can be deactivated separately.



ISOFIX Child Seat System
470

Standard Feature

Children need safety and firm support - and that's exactly what they get with ISOFIX, the ideal fastening for any child seat. Rear seat ISOFIX fitment is standard, but this option adds ISOFIX child seat attachment to the front passenger seat with anchoring points integrated into the upholstery to allow child seats to be fitted quickly and securely. Also includes front passenger airbag deactivation.



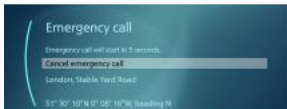
MINI TeleServices

Standard Feature

6AE

MINI Teleservices make life easier for you by connecting your MINI with MINI itself. If maintenance is required, or in the event of a defect, it will provide you and your preferred Service Partner with all the relevant information. Even before your MINI Service Partner contacts you to make an appointment, they'll already know the condition of your vehicle, so they can order spare parts and are fully prepared to tend to your vehicle's individual requirements.

What's more, an instant connection with MINI Roadside Assistance means help can soon be at hand should you have an unexpected breakdown. So you enjoy greater peace of mind while staying focused on the road ahead.



MINI Emergency Call

Standard Feature

6AC

If your MINI detects an accident, it automatically sends a distress call to emergency services so the right help can swiftly arrive. In addition to mandatory EU requirements, the system transmits additional data such as the chassis number (VIN), exact location (via GPS) and type of collision (e.g. side impact, multiple impacts, etc.) as well as status of the airbags and seat belts and number of passengers. It does this via a highly reliable integrated telematics unit with a pre-installed SIM card. An 'urgency algorithm', especially developed by MINI, helps the operator assess the severity of the accident and potential injuries attained by passengers so that the right life-saving help can be on-site sooner. The intelligent emergency call function can also be activated manually. And even when travelling abroad, customers can be assisted in their own language by a call centre agent.



Additional Interior Lighting

Standard Feature

563

This lights package creates a warm, friendly atmosphere inside the vehicle. It comprises an LED welcome light for the front interior, white front/rear LED footwell lighting and an LED spotlight on the front seats when the doors are open. Further attractive and practical touches include reading lights for the front passengers, a front interior light and an orange ambient light for the centre console at the front and LED make-up mirror lighting.



Cruise Control

544

From 30 km/h upwards, the cruise control with brake function automatically regulates the desired speed and maintains it even when driving downhill, applying the brakes when required. This function is operated via the multifunction steering wheel, and makes driving a MINI an even safer and more relaxing experience.



Rear Parking Sensors

507

Park Distance Control (PDC) makes parking and manoeuvring in tight spaces easier. A warning sound advises the driver of the distance between the vehicle and any obstacles at the rear. A visual signal is also displayed on the screen.



Driving Assistant 5AS

Standard Feature

The Driving Assistant is a camera-based driver assistance system that increases safety on the road for you and others around you. It contains the following features: The digital high-beam assistant automatically turns the high-beam headlights on and off at speeds of 50 km/h or more, depending on approaching traffic. This feature also detects sufficient exterior lighting, for example in built-up areas. The Traffic Sign Memory function indicates speed limits and no-overtaking zones. Pedestrian and Approach Control Warning alerts the driver in the event of a potential collision and applies the brakes automatically at speeds between 10 and 60 km/h. If an accident cannot be avoided, the braking functions can at least help reduce the impact speed. The brakes are preconditioned for faster brake responses and shorter stopping distances. The function is always available as a default setting when the vehicle is started. Also included is the new Lane Departure Warning feature that offers additional protection and active assistance for road users to avoid dangerous situations. The camera recognises the edge of the road and its markings, and the system warns the driver of any unintentional lane change.



Smartphone Integration 6CP

Standard Feature

APPLE CARPLAY® PREPARATION.

Apple CarPlay® Preparation is the fast and convenient way to wirelessly use your iPhone in your MINI. It takes the things you want to do while driving and puts them in your touchscreen display. So you can get directions, conduct phone calls, receive and send messages, and listen to music - while staying fully focused on the road. It also lets you operate Spotify and selected third party apps. You can control the main functions using your MINI's touchscreen controls, the MINI Controller or via Siri voice commands. And you can activate Siri on your iPhone by long-pressing the voice control button on the steering wheel. Find detailed information on supported apps at <http://www.apple.com/ios/carplay/> - and see how it makes your everyday life better, easier and more connected.



Comfort Access 322



Electric Folding Door Mirrors 313

The exterior mirror package adds extra functions to your car's exterior mirrors, including an electric fold function and a mirror memory capable of recalling and restoring preferred positions. The passenger mirror comes with automatic curb view: When the reverse gear is engaged, the automatic curb monitor adjusts the tilt on the passenger side mirror downward. This improves your view of the curb and any other low-lying obstacles when parking, helping you reverse safely into your parking spot. The exterior mirror on the driver's side projects a MINI logo onto the ground in front of the door. The exterior mirrors are also heated.



Smartphone Navigation Projection

6UF



Ambient Lighting

4UR

The Ambient Lighting lets you customise the colour in the cabin to create the perfect atmosphere for the interior. Depending on the colour world selected in the Centre Instrument Display (Lounge or Sport), 6 matching colours can be selected via a toggle in the ceiling. The radiant, laser-engraved ring around the CID with backlighting changes colours in response to events. Below the cockpit, a decorative strip on the driver and passenger side provide further illumination. Further ambient lighting is provided by special piping on the door trims, in the front and rear footwells, around the front centre console as well as by door handles. Waterfall lighting in the front and rear adds a gentle ethereal glow. On the exterior, decorative door handle and door entry (puddle) lighting in the front and rear lends unique personality and style.



MINI Driving Modes

4VA

The optional MINI Driving Modes let you adapt the performance of your MINI to match your mood and the driving conditions. Simply flick the toggle switch, located to the right of the centre instrument, to choose between three different modes. Choose SPORT mode to boost acceleration and steering response. GREEN optimises fuel consumption and is ideal for leisurely cruising. The preselected MID mode delivers a happy medium.



Automatic Air Conditioning

534



Storage Pack

493

The storage compartment pack includes a range of intelligent space-saving solutions. The flat load floor can be fixed in three different positions to make loading easier. The luggage compartment offers a flat loading surface and more space when the rear seats are moved to the cargo position (backrest latches in 90° position) with four lashing eyes on hand to keep everything in place. A 12 V power socket provides added convenience.



Front Heated Seats

494



Rear-view Mirror with Auto dimming

431

OPTIONS



Automatic Windscreen Wipers and Headlights

521

Standard Feature



ConnectedDrive Services

6AK

Standard Feature

Connect with everything that's important to you. Enjoy a whole host of intelligent services and vehicle apps that provide you with information and entertainment throughout your journey. When you want to fill your tank up, MINI vehicle apps not only find petrol stations on your route, but let you compare fuel prices to help you keep costs down. You'll also get up-to-date weather forecasts – and as you approach your destination, they'll show you where parking is available and direct you via the navigation system to your preferred car park.



Digital Cockpit

6WB

Standard Feature

Available as part of all MINI Connected packages, the MINI instrument cluster replaces the conventional tacho. Aesthetically pleasing, in a sleek Black Panel design and positioned in your direct line of sight, it provides key information in a distinctive, modern display. The crisp 5.0" digital screen and the displays flanking it provide details like your revs per minute, speed, fuel level, mileage, temperature and navigation instructions – as well as general vehicle information and check control alerts.



Front Floor Mats

423

Standard Feature

The Black floor mats in velour fit perfectly into the front footwells, and are dirt and water-repellent.



Front centre armrest

473

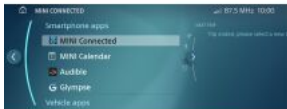


LED Headlights

Standard Feature

5A2

These inventive LED headlights add a distinguished new design and safety to your MINI – with brilliant results. The daytime running light and navigation light within the main-beam headlight bring out the car's iconic MINI looks. They provide optimal light in dimly lit conditions. The Bi-LED light for low and full-beam settings is both powerful and efficient. The LED rear light with tail-light function uses LED light guide technology. White turn indicators add the perfect finishing touch.



MINI Connected

Standard Feature

6NM

MINI Connected brings next level connectivity to your MINI with a wide range of intelligent services and apps. Enjoy the convenience of receiving Time to Leave notifications and being able to search for points of interest directly from your vehicle. MINI Connected comes with Natural Language Understanding, so you can interact with your MINI as if it were a good friend. MINI Connected also offers a host of options for navigating, communicating and playing music via third party apps such as Napster, Deezer and TuneIn – all with a stunning display and intelligent, hands-free voice control. It comes in two packages. See which one would be best for you.



Multifunction Controls on Steering Wheel

Standard Feature

249

Depending on the other equipment fitted, the multifunction option for the steering wheel allows the driver to use the buttons integrated in the horizontal spokes to control telephone, voice and audio functions, and to operate cruise control. Includes cruise control with brake function. (Standard equipment for all MINI models.)



On-Board Computer

Standard Feature

550

Your MINI can provide you with key on-board computer data, as well as statistics for each journey. This can be viewed on the instrument panel using the steering stalk. It displays such information as average speed and fuel consumption, the distance from your destination, current fuel consumption, engine temperature and outside temperature.



Pass. seat height adjustment

Standard Feature

450



Remote Services

Standard Feature

6AP

Remote Services save you the inconvenience of a long search for your MINI as you can control it from a distance, making finding your vehicle a whole lot easier. Its location can be indicated by flashing the lights or via a map on your smartphone. But you can do a lot more than that. It lets you control various functions on your MINI from a distance as you have all the information conveniently in one place in the MINI App. For example, you can access the status of the windows and doors, unlock and lock your door - or you can operate the air ventilation well before you get inside.



Roof and Mirrors Caps in Black

383



Sport Steering Wheel

Standard Feature

255

The 3-spoke sports leather steering wheel provides a fantastic grip while also emphasising the sporty look and feel of your vehicle. The gear lever knob (manual transmission) also comes in leather while the 6 o'clock bar is finished in black matt.



Tyre Repair Kit

2VC

Tyre mobility kit temporarily fixes small punctures and consists of a powerful, electrically-operated 12 V compressor (directly powered from 12V outlet) and a bottle of tyre sealant.



White Indicator Lenses

Standard Feature

785

TECHNICAL DATA

- Power: 100 kW (136 HP) / 4500 - 6500 RPM
 - Torque: 220 Nm / 1500 - 4100 RPM
 - 0 to 100km/h: 8.2 s
 - Top speed: 210 km/h
 - Width with mirrors / without mirrors: 1928 (1727) mm
 - Height: 1414 mm
 - Length: 3863 mm
 - Overhang front / back: 771 mm / 597 mm
 - Official weight EU (90% filled tank, with driver): 1225 kg
 - Weight (without driver): 1150 kg
 - Weight (Max): 1590 kg
 - Trunk size behind 2nd seatrow: 211 l
 - Trunk size max: 731 l
 - Tank capacity: 40 l
 - Displacement: 1499 ccm
 - Steering Ratio: 14
 - Cylinders: 3
 - Compression: 11:1
 - 12V Battery capacity: 70 - 80 Ah
 - Load capacity: 440 kg
 - Towing capacity up to 8% / 12% pitch: - / - kg
 - Turning radius (without Active Steering): 10.8 m
-

EMISSIONS

CO2 EMISSIONS^[2]

Combined WLTP	125.0 CO ₂ g/km
---------------	----------------------------

FUEL CONSUMPTION^[1]

Low	7.7 L/100km
-----	-------------

Medium	5.3 L/100km
--------	-------------

High	4.7 L/100km
------	-------------

Extra-High	5.5 L/100km
------------	-------------

Combined	5.5 L/100km
----------	-------------

Information

For CO₂ emissions, two figures are shown:
NEDC CO₂ Will apply for vehicles registered before 6th April 2020
WLTP CO₂ Will apply for vehicles registered from 6th April 2020

The figures for fuel and energy consumption were determined according to the new Worldwide Harmonised Light Vehicle Test Procedure (WLTP).

LEGAL

The figures for fuel and energy consumption were determined according to the new Worldwide Harmonised Light Vehicle Test Procedure (WLTP). For CO2 emissions, two figures are shown: one figure according to the new WLTP test and one figure which was translated back to the old NEDC equivalent. Until 6th April 2020, only the NEDC equivalent CO2 figure will be used to calculate the Vehicle Excise Duty in the UK. Figures are for comparison purposes and may not reflect real life driving results which depend on a number of factors including the starting charge of the battery, accessories fitted (post registration), variations in weather, driving styles and vehicle load. For plug-in hybrid vehicles they were obtained using a combination of battery power and fuel, for battery electric vehicles after the battery had been fully charged. Plug-in hybrid and battery electric vehicles require mains electricity for charging. More information on the WLTP test procedure can be found here: <https://www.bmw.co.uk/discover-bmw/technology/efficientdynamics/consumption-and-emissions>

[1] The fuel consumption given in miles per gallon.

[2] All figures were determined according to a new test (WLTP). The CO2 figures were translated back to the outgoing test (NEDC) and will be used to calculate vehicle tax on first registration. All figures were determined according to a new test (WLTP). The CO2 figures were translated back to the outgoing test (NEDC) and will be used to calculate vehicle tax on first registration. Only compare fuel consumption, CO2 and electric range figures with other cars tested to the same technical procedure.

A guide on fuel economy and CO2 emissions which contains data for all new passenger car models is available at any point of sale free of charge. For further information you can also visit: <https://www.gov.uk/co2-and-vehicle-tax-tools>
